

MACMILLAN

TIGER TEAM

Home
School
Link



Material **on-line** para Andalucía
para complementar tu libro
de texto de inglés

Nota para padres/tutores: si quiere más práctica de
inglés para sus hijos, solicite el Activity Book de Tiger 4
A - Reinforcement (isbn: 978-0-230-47548-9) o Tiger 4 B -
Extension (isbn: 978-0-230-47573-1) en su librería habitual.





Basics writing practice Worksheet

Name: _____

Class: _____



1 Order and write.

1 haven't got / We / PE / at quarter past nine.

We haven't got PE at quarter past nine.

2 music / at quarter to eleven. / We've got

3 We / at quarter to four. / history / haven't got



2 Write sentences about you. Use *I've got* and *I haven't got*.

- history
- PE
- music
- science
- maths
- English
- geography
- ICT
- art
- drama

1 On Mondays *I've got* _____.

2 On Tuesdays _____.

3 _____.

3 Read. Make notes and write your project.

Read and Remember!

- 2:15 = quarter past two
- 1:45 = quarter to two



My Notes

- my school: _____
- where my school is: _____
- I start school at: _____
- I have lunch at: _____
- I finish school at: _____
- my favourite subjects: _____, _____
- my after-school club: day: _____

A day at my school

I go to _____ school in _____.

I start school at _____.

I have lunch at _____.

I finish school at _____.

My favourite subjects are _____ and _____.

On _____, I go to a _____ club.

Use technology and the internet with an adult to extend your project.




1 Extension Worksheet 1

Name: _____

Class: _____

1 Do the crossword.

Across



Down

1

2

3

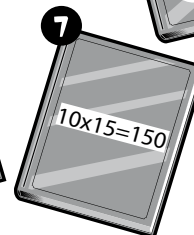


4 s c i e n c e

5

6

7

8



2 Look and write 've got or haven't got.

On Monday ...

- 1 We 've got art. We haven't got science.
- 2 We _____ geography. We _____ PE.
- 3 We _____ history. We _____ ICT.
- 4 We _____ maths. We _____ English.

Monday	
art ✓	science ✗
geography ✗	PE ✓
history ✓	ICT ✗
maths ✗	English ✓

3 Look and write.

Monday	
Tuesday	
Wednesday	
Thursday	
Friday	

- 1 I've got English on Monday.
- 2 _____
- 3 _____
- 4 _____
- 5 _____



Name: _____

Class: _____

1 Look, read and circle.

	Monday	Tuesday	Wednesday	Thursday	Friday
9:00	Hi Hello	10x15=150			
10:30					10x15=150
1:30			10x15=150	Hi Hello	

- 1 Have we got English and science on Monday? **Yes, we have.** / No, we haven't.
- 2 We've got / We haven't got history and drama on Tuesday.
- 3 Have we got PE and ICT on Wednesday? **Yes, we have.** / No, we haven't.
- 4 We've got / We haven't got art and music on Thursday.
- 5 We've got / We haven't got geography and maths on Friday.

2 Look at the timetable in Activity 1 and write 've got or haven't got.

- 1 We *'ve got* _____ PE on Monday at 10:30.
- 2 We _____ English on Tuesday at 1:30.
- 3 We _____ art on Wednesday at 9:00.
- 4 We _____ geography on Thursday at 9:00.
- 5 We _____ maths on Friday at 10:30.

3 Order and write.

- 1 English / 9:00? / on / Have / Monday / we / got / at
Have we got English on Monday at 9:00?
- 2 on / Tuesday / art / we / got / 10:30? / Have / at

- 3 Wednesday / Have / we / on / got / at / 1:30? / music



Basics writing practice Worksheet

Name: _____

Class: _____

1 Write questions. Use *Has* and *got*. Answer *Yes, he has* or *No, he hasn't*.



- 1 Has he got fair hair? Yes, he has.
- 2 _____ he _____ long hair? _____
- 3 _____ he _____ glasses? _____
- 4 _____ he _____ a moustache? _____

2 Look and write.



- 1 She's got long, dark hair.
- 2 She's got _____.
- 3 She hasn't got _____.
- 4 She hasn't got _____.

3 Read. Make notes and write your project.

Read and Remember!

- she's got = she has got
- she's = she is

My Notes



- my favourite book title: _____
- the author: _____
- type of book: _____
- my favourite character: _____
- a description of the character:
 - Hair: _____
 - Character: _____
(beautiful, brave, funny)

My Favourite Book

My favourite book is _____
 _____, by _____.
 The book is a _____.
 My favourite character is _____
 _____.
 He's got / She's got _____,
 _____ hair.
 He / She is _____
 and _____.

Use technology and the internet with an adult to extend your project.

2 Extension Worksheet 1

Name: _____

Class: _____

1 Look and write.



1 *fair* hair



2 d_____ hair



3 l_____ hair



4 s_____ hair



5 c_____ hair



6 s_____ hair



7 b_____



8 p_____


2 Read, write and draw.

1 *She's got* long, dark hair. She's got glasses.





2 _____ short, curly hair. He's got a moustache.

3 _____ fair hair. She's got a ponytail.

4 _____ short, dark hair. He's got a beard.



3 Look and match. Write.



1 short / curly

2 long / fair

3 long / curly

4 straight / glasses

5 beard / moustache

6 ponytail / glasses

f *He's got short, curly hair.*

2 Grammar Worksheet

Name: _____


Class: _____

1 Look, read and circle.

- 1 He's got / He hasn't got short hair.
- 2 He's got / He hasn't got curly hair.
- 3 He's got / He hasn't got fair hair.
- 4 He's got / He hasn't got a beard.
- 5 She's got / She hasn't got long hair.
- 6 She's got / She hasn't got dark hair.
- 7 She's got / She hasn't got curly hair.
- 8 She's got / She hasn't got glasses.



2 Look and write He's got, She's got, He hasn't got or She hasn't got.



1 He's got _____ short hair.
He hasn't got _____ a moustache.

2 _____ dark hair.
_____ a ponytail.

3 _____ long hair.
_____ glasses.

4 _____ long hair.
_____ glasses.

5 _____ straight hair.
_____ a beard.

6 _____ a ponytail.
_____ glasses.

3 Order and write.

- 1 got / he / curly / Has / hair? Has he got curly hair?
- 2 beard? / Has / got / he / a _____
- 3 dark / he / got / Has / hair? _____
- 4 got / Has / he / glasses? _____



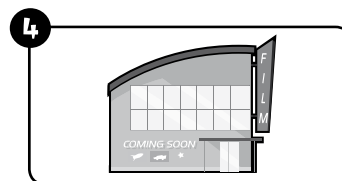
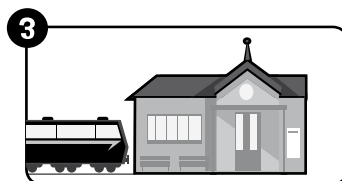
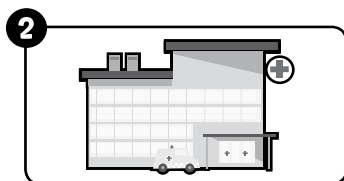
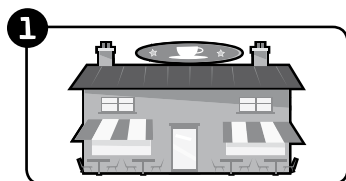


3 Basics writing practice Worksheet

Name: _____

Class: _____

1 Order and write.



1 a café / Is there / in your street?

Is there a café in your street?

2 any hospitals / in your town? / Are there

3 a train station / town? / Is there / in your

4 Is there / here? / a cinema / near

2 Look at Activity 1. Answer the questions.

Yes, there is.

No, there isn't.

Yes, there are.

No, there aren't.

1 _____

3 _____

2 _____

4 _____

3 Read. Make notes and write your project.

Read and Remember!

- There's = singular
- There are = plural

My Notes

- Name of my town: _____
- My country: _____
- Interesting buildings/places in my town: _____

- My favourite places: _____

- Transport in my town: _____

About my town

I live in a town called _____ in _____.

There's a _____.

There are lots of _____.

There's also a _____.

My favourite places are the _____ and the _____.

In my town, people travel by _____ and _____.

Use technology and the internet with an adult to extend your project.

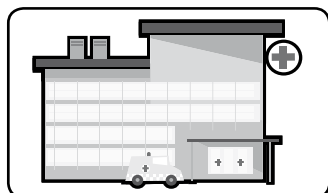
3 Extension Worksheet 1

Name: _____

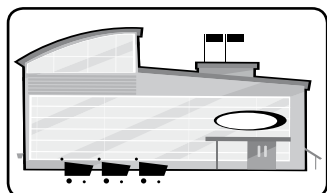
Class: _____

1 Look and write.

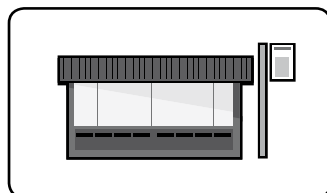
bus stop café cinema ~~hospital~~ museum newsagent's supermarket train station



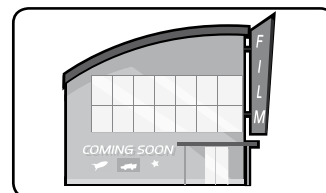
1 hospital



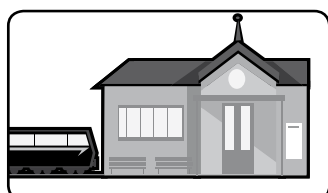
2 _____



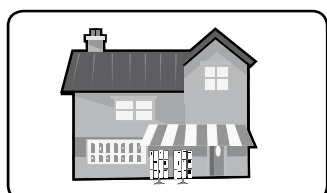
3 _____



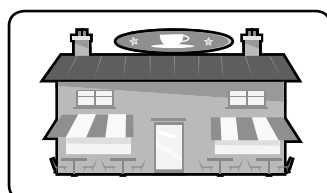
4 _____



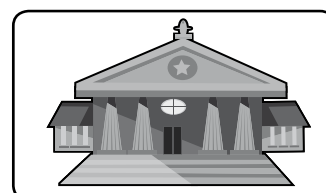
5 _____



6 _____



7 _____



8 _____

2 Read and look. Tick (✓) or cross (X).

- 1 There's a hospital.
- 2 There's a police station.
- 3 There are two cinemas.
- 4 There's a train station.
- 5 There are four shops.
- 6 There's a museum.



-
-
-
-
-
-

3 Look at the map in Activity 2. Write *There's* or *There are*.

- 1 There's a supermarket.
- 2 _____ a toy shop.
- 3 _____ shops.
- 4 _____ a library.
- 5 _____ cafés.
- 6 _____ a school.

3 Grammar Worksheet

Name: _____

Class: _____

1 Look, read and circle.



- 1 **There's** / There isn't a cinema.
- 2 There's / There isn't a bank.
- 3 There's / There isn't a hospital.
- 4 There's / There isn't a train station.
- 5 There's / There isn't a sweet shop.
- 6 There's / There isn't a café.

2 Order and write.

- 1 museum? / a / Is / there
- 2 train / Is / there / a / station?
- 3 any / there / shops? / Are
- 4 zoo? / a / Is / there
- 5 Is / a / park? / there
- 6 there / taxis? / Are / any

Is there a museum? _____

3 Look at the picture in Activity 1. Answer the questions in Activity 2.

- Yes, there is.
- No, there isn't.
- Yes, there are.
- No, there aren't.

- 1 *Yes, there is.* _____
- 2 _____
- 3 _____
- 4 _____
- 5 _____
- 6 _____



Name: _____

Class: _____

1 Read and complete.

- helps hasn't got wears doesn't work fire station police car

- 1 She wears a uniform. 4 She _____ people.
 2 She doesn't drive a _____. 5 She works in a _____.
 3 She _____ in a shop. 6 She _____ a dog.
 She's a firefighter.



2 Order and write.



- 1 work in / Does she / a library?
Does she work in a library?
 2 work / with animals? / Does she

 3 Is / a pop star? / she

3 Read the notes and write your project.

Read and Remember!

- My brother is a firefighter.

My Notes



- the person: My mother
- her job: a nurse
- she works: in a hospital
- she wears: a uniform
- What does she do? helps people
- When does she work?
Monday - Friday

Jobs and routines

My _____ is a _____.
 She works _____.
 She wears _____.
 She _____.
 She works from _____
 to _____.











Use technology and the internet with an adult to extend your project.

4 Extension Worksheet 1

Name: _____

Class: _____

1 Look and match.







1 firefighter	a 	6 pop star	f 
2 police officer	b 	7 shop assistant	g 
3 vet	c 	8 fashion designer	h 
4 doctor	d 	9 nurse	i 
5 farmer	e 	10 taxi driver	j 

2 Read and circle.

- 1** A firefighter works in a hospital. True / False
- 2** A firefighter wears a helmet. True / False
- 3** A firefighter helps people. True / False
- 4** A firefighter wears a uniform. True / False
- 5** A firefighter drives a taxi. True / False
- 6** A firefighter fights flames. True / False



3 Look and write.

1 	2 	3 	4 	5 	6 
---	--	--	---	--	--

- | | |
|---|----------------|
| 1 <i>She's a police officer.</i> | 4 _____ |
| 2 _____ | 5 _____ |
| 3 _____ | 6 _____ |


4 Grammar Worksheet

Name: _____

Class: _____

1 Look and complete.

- doesn't wear ~~wears~~ doesn't design works doesn't work designs



- 1 She wears a uniform. She _____ clothes.
 2 He _____ with animals. He _____ in a hospital.
 3 She _____ clothes. She _____ a uniform.

2 Look and write.



1 Does she design clothes?
No, she doesn't.



4 Does she wear a uniform?




2 Does she work in a shop?



5 Does he work on a farm?



3 Does she work in a hospital?




6 Does she work with children?

3 Look, read and write.



He wears a uniform. He drives a police car. He works with people. He doesn't work in a shop. He works in a police station. He's got a dog. He's a police officer.



She doesn't wear _____



5 Basics writing practice Worksheet

Name: _____

Class: _____

1 Look and complete.


Mark: taking photos 😊 dancing ☹️

Katy: painting pictures 😊 collecting stickers ☹️

1 Mark *likes taking photos* _____. He *doesn't like dancing* _____.

2 Katy _____ . She doesn't _____ .

2 Draw and write about you.



1 *I like going to museums, but I don't like shopping.* _____

2 I like _____ , but I don't like _____ .

3 Read. Make notes and write your project.

Read and Remember!

- I like dancing. I like singing, too.



My Notes

- My name: _____
- Where I live: _____
- What I like doing: _____
- What I don't like doing: _____
- My favourite activity: _____

Activities I like doing

My name is _____ .
 I live in _____ .
 I like _____ .
 I like _____ , too.
 I don't like _____ !
 My favourite activity is _____ .
 It's really cool.



Use technology and the internet with an adult to extend your project.

5 Extension Worksheet 1

Name: _____

Class: _____


1 Look and write.



1 reading comics



2 _____ stickers



3 _____ to museums



4 _____



5 _____ photos



6 _____

2 Read, look and circle.



- 1 I like rollerskating. True / False
- 2 I don't like collecting stickers. True / False
- 3 I don't like painting pictures. True / False
- 4 I like using a computer. True / False
- 5 I like taking photos. True / False

3 Read and match.

1 I don't

2 She

3 I like

4 Do

5 I like listening to music, but I

6 He doesn't

likes reading comics and dancing.

like rollerskating, but he likes cooking.

don't like watching films.

like taking photos.

you like shopping?

collecting stickers and playing tennis.


5 Grammar Worksheet

Name: _____

Class: _____

1 Look, read and circle.

1 I like / don't like rollerskating.



2 We like / don't like dancing.




3 They like / don't like shopping.



4 We like / don't like playing the violin.



5 They like / don't like painting pictures.



6 I like / don't like reading comics.



2 Look and write *likes* or *doesn't like*.

Taj 1 likes 😊 painting and rollerskating. He 2 _____ 😞

dancing. Poppy 3 _____ 😞 shopping. She 4 _____ 😊

dancing and rollerskating. James 5 _____ 😞 rollerskating. He

6 _____ 😞 painting pictures. Kate 7 _____ 😊

shopping and painting pictures. She 8 _____ 😞 dancing.

3 Read and match.

1 She

2 Do

3 We like

4 Does

5 I don't

6 Do they

collecting stickers.

like going to museums.

like rollerskating?

he like playing the violin?

doesn't like taking photos.

you like playing tennis?

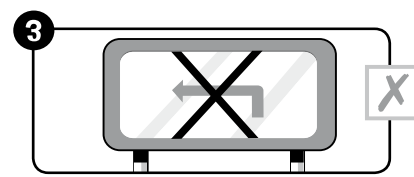
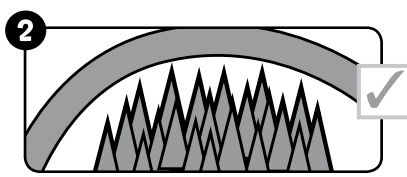
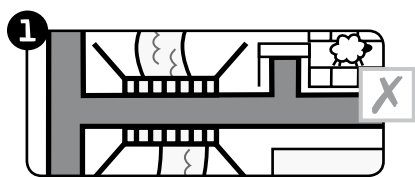


Basics writing practice Worksheet

Name: _____

Class: _____

1 Order and write.




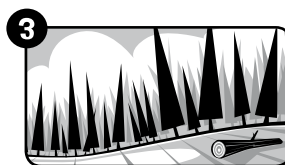
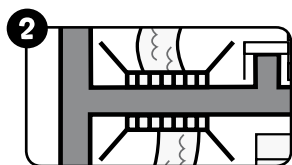
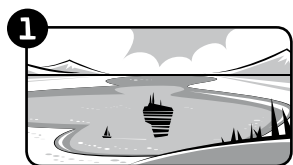
the bridge / go / over / Don't

Go / the forest. / round

left. / Don't / turn

Don't go over the
bridge.

2 Look and complete.



Turn left at the 1 lake. Go to the end of the path. Don't go over the

2 _____. Go round the 3 _____. The 4 _____ is in front of you.

3 Read. Make notes and write your project.

Read and Remember!

- There's = There is



My Notes

- My favourite holiday destination: _____
- Where is it? _____
- How do you get there? _____
- What is there? _____,
- _____
- What I like doing there: _____,
- _____

My favourite holiday destination is _____
in _____.
We go there by _____.
There are lots of _____.
There's a _____
and _____.
I like _____
and _____ there.
It's a lot of fun!



Use technology and the internet with an adult to extend your project.



Name: _____

Class: _____

1 Look and match.


path

gate

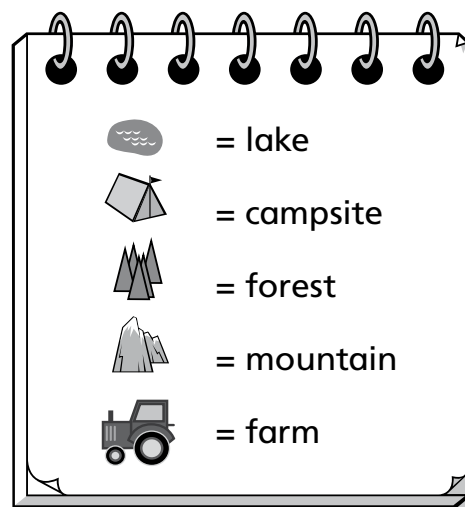

signpost

bridge

river

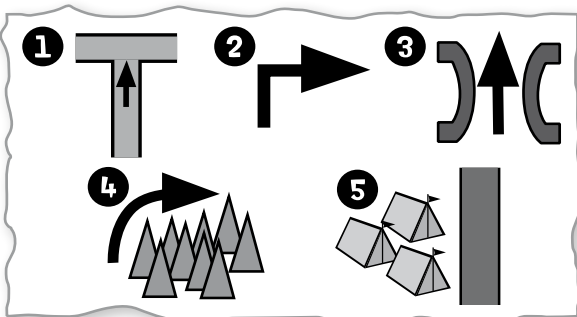


2 Look, read and complete.



- 1 Go straight on. Turn left. Go to the end of the path. The campsite is on the right.
- 2 Go straight on. Don't turn left. Go over the bridge. The _____ is at the end of the path.
- 3 Go straight on. Turn left. Go straight on and turn left at the signpost. The _____ is straight ahead.
- 4 Go straight on. Turn left. Go straight on and turn left at the signpost. Go round the forest. The _____ is on the right.

3 Look and write.




- 1 Go to the end of the path.
- 2 _____
- 3 _____
- 4 _____
- 5 _____



Name: _____


Class: _____

1 Look and complete.



- 1 Turn _____ right.
- 2 Do you know the _____ to the campsite?
- 3 Go _____ on.
- 4 Don't turn _____.
- 5 Go to the _____ of the path.
- 6 Go _____ the bridge.

2 Look, read and circle.



- Excuse me, do you know the way to the farm?
- Excuse me, do you know the way to the lake?

- 1 Go straight on / Turn right. Then 2 turn right / turn left at the hospital. The farm is on the 3 left / right.
- Go straight on. 4 Turn / Don't turn right. Go 5 over the bridge / round the park. Then 6 turn right / turn left at the library. The lake is on the 7 left / right, opposite the forest.

3 Look at the map in Activity 2. Write the directions.

- 1 Do you know the way to school?
- 2 Do you know the way to the forest?

Go straight on. Turn right




Name: _____

Class: _____

1 Look, read and circle.

- 1 He shoots / directs the actors and the cameraman.
- 2 She writes the screenplay / actors.
- 3 She helps the actors with their cameras / wigs and make-up.
- 4 He shoots the film on his computer / camera.



2 Look at Activity 1. Answer the questions.

cameraman

writer

director

make-up artist

- 1 What's his job? He's a director.
- 2 What's her job? She's a _____.
- 3 What's her job? _____.
- 4 What's his job? _____.

3 Read. Make notes and write your project.



My Notes

- Do you like learning English?
- my favourite story in Tiger Team 4: _____
- Things I find difficult: _____ activities (listening, reading, writing, speaking)
- Things I find easy: _____
- Are you happy with your progress in English? _____

My English report

I _____ learning English. My favourite story is _____ in Unit _____. The things I find difficult are the _____ activities. The things I find easy are the _____ activities. I am _____ with my progress in English.

Use technology and the internet with an adult to extend your project.

7 Extension Worksheet 1

Name: _____

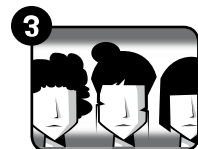
Class: _____

1 Do the crossword.


Across



1 a c t o r



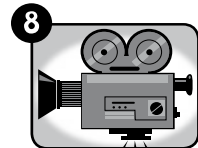
6 _____




7 _____



8 _____



Down



2 Find, circle and sort.

writer wigs director camera special effects actors screen play
actress clapperboard make-up artist cameraman make-up

Jobs	writer		
Things	wigs		

3 Read and write the words.

We've got a 1 screenplay . Inceespay . We know a 2 icrdroet .

She's got a 3 ermcaa . Is there an 4 ocatr and

an 5 sscatre ? Let's make a movie. A fun, fantastic, groovy movie!

With lots of 6 lespcai cffetes .



7 Grammar Worksheet

Name: _____

Class: _____

1 Look, read and circle.

- 1 I've got / I haven't got dark hair.
- 2 I like / don't like rollerskating.
- 3 I like / don't like maths.
- 4 I've got / I haven't got art on Wednesday.
- 5 My dad works in a hospital / school.
- 6 My mum designs clothes / drives a car.
- 7 There's / There isn't a train station in my town.

Hi! My name's Laura.


2 Look and write.

Hi! My name's Tom.

- 1 I haven't got long hair.
- 2 I _____ reading comics.
- 3 I _____ science.
- 4 I _____ geography on Thursday.
- 5 My dad _____ a uniform.
- 6 My mum _____ with animals.
- 7 _____ a cinema in my town.

3 Read and match.

1 Has she	a hospital in your town?
2 Is there	you like dancing?
3 What's	work with children?
4 Does your mum	your dad's job?
5 Do	got a pony tail?



macmillan
education

English Language Teaching